



Official website: www.welldon.net.cn

E-mail: info@nbwelldon.com

Manufacturer: Ningbo Welldon Infant and
Child Safety Technology Co., Ltd

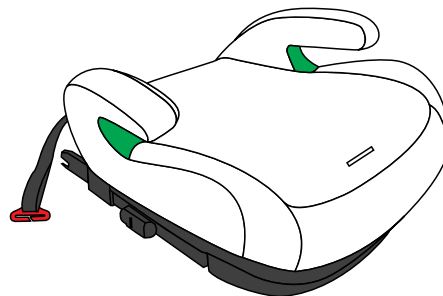
Address: No.276 Huangjipu Road, Jiangbei Hi-tech Industrial Zone,
Cicheng Town, Ningbo

WELLDON[®]
A Mission of Safety

Baby safety car seat Suit for

Suit for:125~150cm

WD020



USER'S MANUAL

Please read this manual carefully before using

TO DEAR USER

Dear Parents:

Thank you very much for purchasing our product.

The functions and design of this car seat offer safety and comfort when your child is in this child restraint.

In order to use safely, please adjust the child restraint till it is suitable for your child .

Take care whilst using this car seat and read the manual carefully. Research shows that a high number of car safety seats are incorrectly installed.

Therefore, please take the time to read through the instruction manual carefully.

Our product offers maximum safety only when it is used in accordance with the instructions.

Continuous research by our development team, user tests and consumer reactions ensure that we are kept fully up to date in the field of child safety.

Therefore, if you have any questions concerning use of our product, please do not hesitate to contact us.

You can see our contact information on our website.

WELLDON®

Contents

Preamble	1
Contents	2
Warning	3
Notice	5
Important	6
Crucial Parts	7
Installation in the vehicle with 3 point belt	8
Installation in the vehicle with FIT connectors and 3 point belt.....	9
Precautions for wearing seat belts	10
Removing the cover	11
Seat maintenance	12



Warning!

In order to provide your child with greatest security, please read this instruction manual carefully:

- 1.The rigid items and plastic parts of an Enhanced Child Restraint System shall be so located and installed that they are not liable, during everyday use of the vehicle, to become trapped by a movable seat or in a door of the vehicle .
- 2.Any straps holding the restraint to the vehicle should be tight, any support-leg should be in contact with the vehicle floor, any straps or impact shields restraining the child should be adjusted to the child's body, and straps should not be twisted .
- 3.It is important to ensure that any lap strap is worn low down.
- 4.The Enhanced Child Restraint System should be replaced when it has been subject to violent stresses in an accident.
- 5.It is danger to make any alterations or additions to the device without the approval of the Type Approval Authority, and it is also danger not following closely the installation instructions provided by the Enhanced Child Restraint System manufacturer.
- 6.Be sure that children are not left in their Enhanced Child Restraint System unattended.
- 7.Be sure that any luggage or other objects liable to cause injuries in the event of a collision shall be properly secured.
- 8.Be sure that the Enhanced Child Restraint System shall not be used without the cover.
- 9.Be sure that the Enhanced Child Restraint System covershould not be replaced with any other than the one recommended by the manufacturer, because thecover constitutes an integral part of the restraint performance.

Product description

Product description	Group	installation
WD020	125-150cm	3-point-belt
WD020	125-150cm	FIT+3-point-belt



Notice

This is a specific vehicle booster cushion Enhanced Child Restraint System.

It is approved according to UN Regulation No. 129, for use in the specific vehicle indicated in the applicable vehicle list.

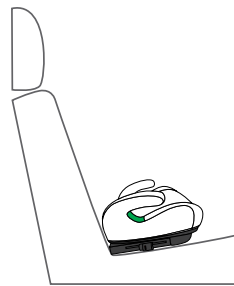
If in doubt, consult either the Enhanced Child Restraint System manufacturer or the retailer.

125-150cm: FIT connectors+adult safety-belt or adult safety-belt only.

Important

⚠ Forward facing installation only

Forward facing installation



Only forward facing installation allowed

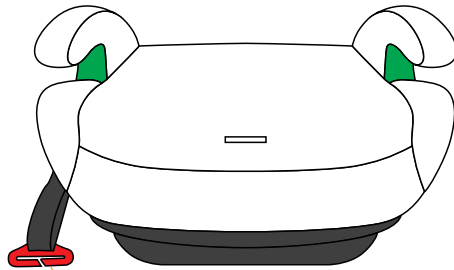
Positioning in car




Allowed positions in car, only with a 3-point-belt, are indicated green, the advice position is on the rear seat

Second-hand car seats

We advice that child seats should not be bought or sold second-hand. Many second-hand car seats have been found to be dangerous.



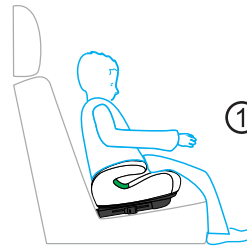
Seat belt hook



FIT release button

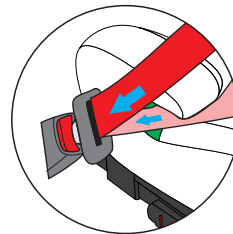
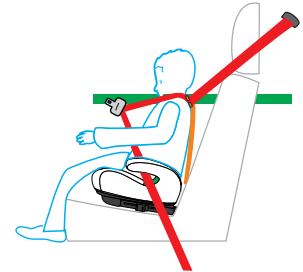
FIX connectors

Installation in the vehicle with 3 point belt



① Place the child in the seat

② shoulder strap guide hook must be adjusted so that the shoulder straps are at the same level as your child's shoulders (Show as in the green area) , and pull tightly.



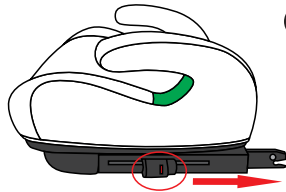
③ Fasten the safety buckle(Click)

⚠ **Make sure the belt is not twisted.**

⚠ **The lap belt should be worn over the hips.**

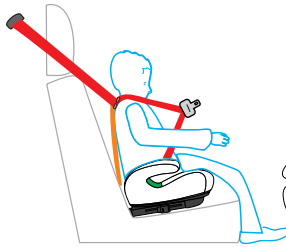
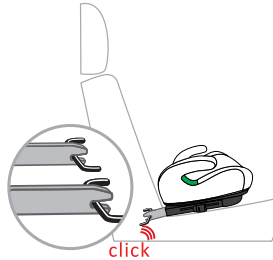


Installation in the vehicle with FIT connectors and 3 point belt



① Extend the FIT connector to a suitable position in the direction shown in the figure.

② Push the booster seat towards the anchorages in your car seat. Make sure you hear a clear sound "click", it means it is locked.

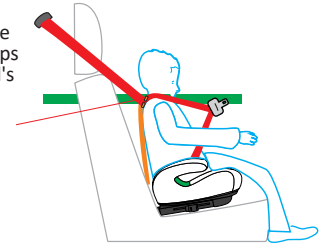


③ Place the child in the seat. Fasten the safety buckle (click).

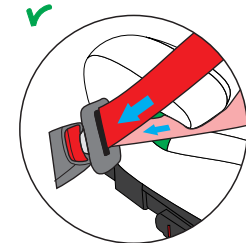
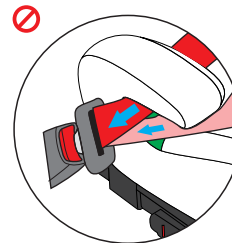
Precautions for wearing seat belts

Please ensure that the seat belt is placed in the green area.

Shoulder strap guide hook must be adjusted so that the shoulder straps are at the same level as your child's shoulders (Show as in the green area), and pull tightly.



Please make sure the belt is on the child's pelvis.



Please make sure that the seat belt has passed through the shoulder belt guide hook and waist belt guide groove at the same time.



Removing the cover



Separate the cloth cover from the base according to the direction of the arrow

⚠ The cover is a safety feature. Never use the child car seat without it.

Refitting the cover

Refit the cover, using the previous instructions in reversed order.

Seat maintenance

Cleaning the seat

Do not use any aggressive cleaning products; these may harm the construction material of the child car seat. Clean by hand with water and mild soap.

After an accident

After an accident, the child car seat and your car seat belts should be replaced. Although they may look undamaged, if you have another accident, the child car seat and your car seat belts may not be able to protect your child as well as they should.